

Figure 1: ROC curve for E/SepE'.cm/s

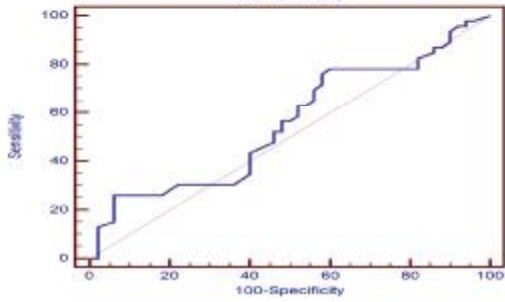


Figure 2: ROC curve for E/Lat_E'.cm/s

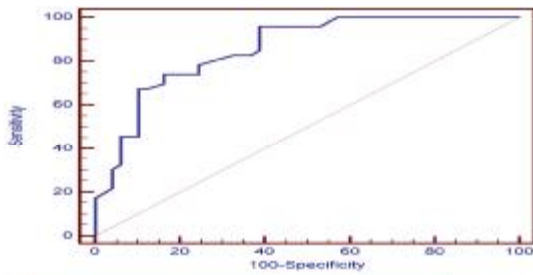


Figure 3: ROC curve for PALS %

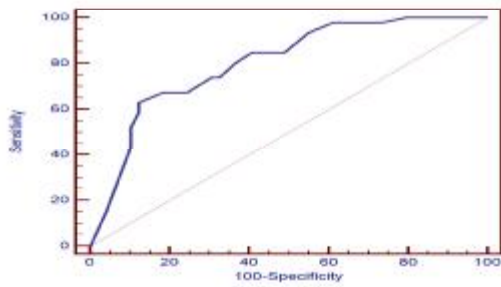


Figure 4: ROC curve for PACS %