

**Age distribution of the study group (in months)**

Age	
Mean	12.850
Median	12.000
Std. Deviation	5.622
Minimum	3.00
Maximum	20.00

Age distribution of the study group (in months)

**Sex distribution of the study patients**

	No	Percent
Male	7	35.0
Female	13	65.0
Total	20	100.0

Sex distribution of the study group.

**Side operated**

	No	Percent
Right	10	50.0
Left	10	50.0
Total	20	100.0

**Side operated AP parameters**

	Talocalcaneal angle	Merrys angle
Mean	35.41	30.67
Median	41.00	28.00
Std. Deviation	13.491	17.506
Minimum	7	2
Maximum	56	72

**Lateral parameters**

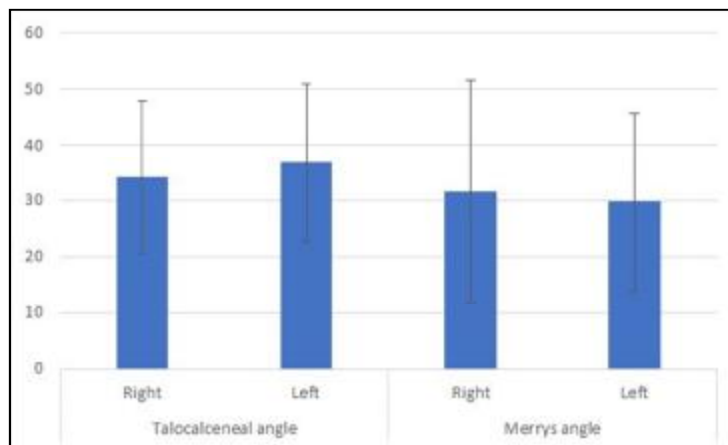
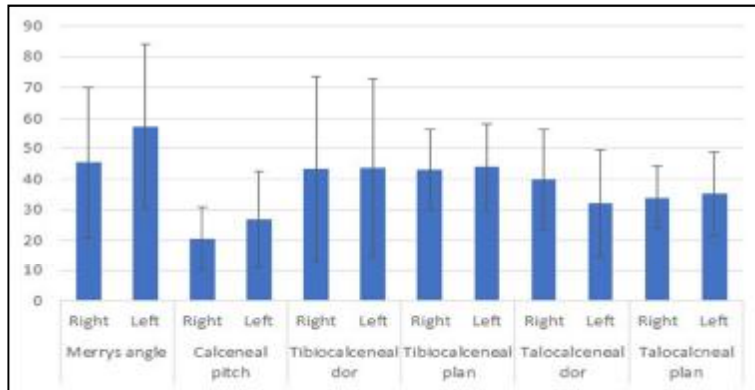
	Merrys angle	Calceneal pitch	Tibio-calcaneal dor	Tibio-calcaneal plan	Talo-calcaneal dor	Talo-calcaneal plan
Mean	51.30	23.65	43.60	43.50	36.05	34.56
Median	57.00	23.00	35.00	44.00	32.00	33.00
SD	26.018	13.355	28.820	13.444	16.866	11.628
Min	7	3	1	19	3	13
Max	89	49	88	62	69	58

**Right left comparison**

	Side	Mean	SD	T test	P value
Talocalcaneal angle	Right	34.22	13.673	0.375	0.713 (NS)
	Left	36.75	14.089		
Merrys angle	Right	31.56	19.944	0.209	0.837 (NS)
	Left	29.78	15.865		
Merrys angle	Right	45.40	24.820	1.015	0.324 (NS)
	Left	57.20	27.124		
Calceneal pitch	Right	20.50	10.298	1.058	0.304 (NS)
	Left	26.80	15.761		
Tibiocalcaneal dor	Right	43.40	30.093	0.030	0.976 (NS)
	Left	43.80	29.116		
Tibiocalcaneal plan	Right	43.11	13.271	0.119	0.907 (NS)
	Left	43.89	14.409		
Talocalcaneal dor	Right	39.90	16.441	1.022	0.320 (NS)
	Left	32.20	17.242		

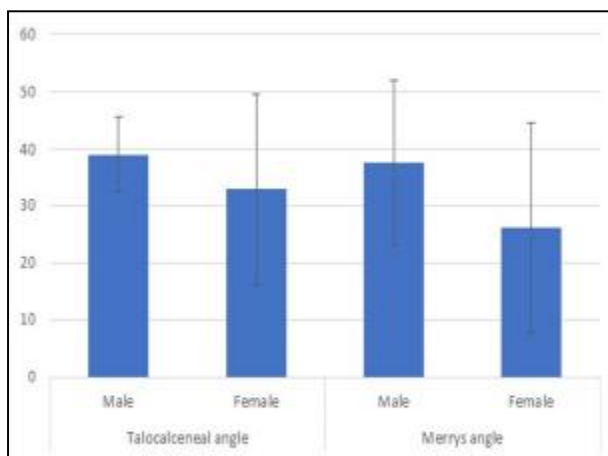
Talocalcneal plan	Right	34.00	10.186	0.197	0.846 (NS)
	Left	35.11	13.523		

**Right left comparison** (Talocalcneal angle & Merrys angle)

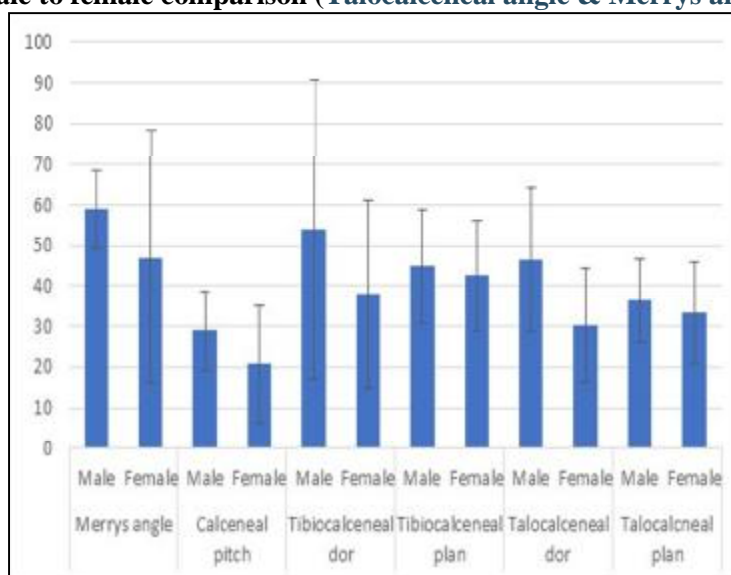


**Right left comparison for all parameters  
Male female comparison**

	Sex	Mean	SD	T test	P value
Talocalcaneal angle	Male	39.00	6.608	0.913	0.376 (NS)
	Female	32.90	16.656		
Merrys angle	Male	37.57	14.536	1.369	0.190 (NS)
	Female	26.27	18.429		
Merrys angle	Male	59.00	9.487	0.970	0.345 (NS)
	Female	47.15	31.203		
Calceneal pitch	Male	29.00	9.678	1.342	0.196 (NS)
	Female	20.77	14.487		
Tibiocalcaneal dor	Male	54.00	36.905	1.198	0.247 (NS)
	Female	38.00	23.173		
Tibiocalcaneal plan	Male	45.00	14.048	0.368	0.718 (NS)
	Female	42.55	13.648		
Talocalcaneal dor	Male	46.57	17.596	2.257	0.037 (S)
	Female	30.38	14.009		
Talocalcneal plan	Male	36.57	10.261	0.575	0.573 (NS)
	Female	33.27	12.729		



**male to female comparison (Talocalcaneal angle & Merrys angle)**



**male to female comparison for all parameters**