

Table (1): Distribution of DRS

Sex	Male	Female	All cases
Number, percentage of patients	12 (34.3%)	23 (65.7%)	35 (100%)
Range of age	5-25 years	2-26 years	2-26 years
Clinical types, corresponding age:			
Ortho-Duane	15.3±6.32	13.6±7.82	14±7.45
Exotropic Duane	14.9±5.8	12.92±8.2	13.68±8.67
Esotropic Duane	11.2±4.6	8.83±5.9	9.20±5.40
All types	13.8±5.57	11.78±7.3	12.69±7.65

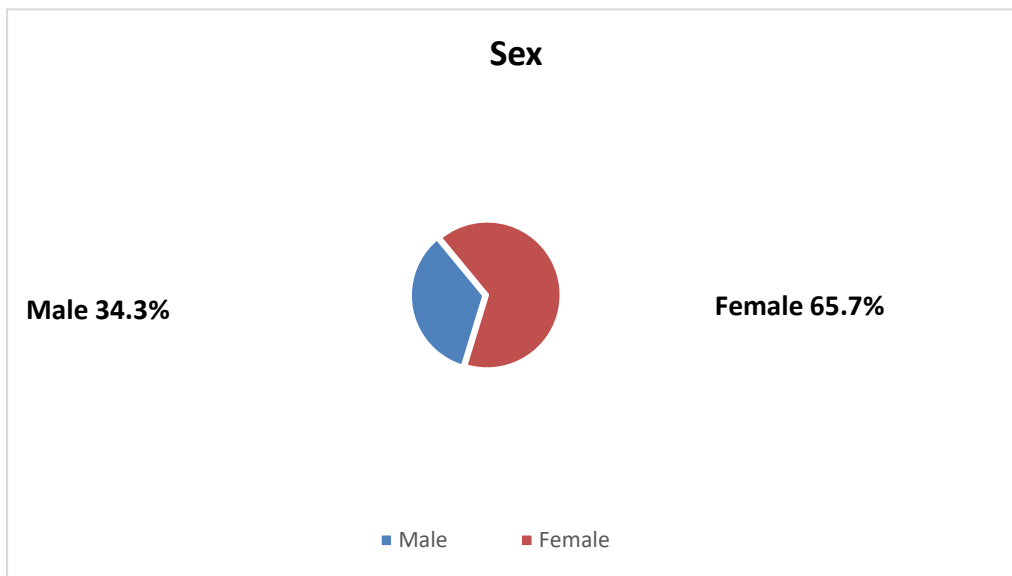


Figure (5): Sex distribution

Table (2): Distribution according to laterality

Rt.	8	22.8%
Lt.	22	62.9%
Bilateral	5	14.3%

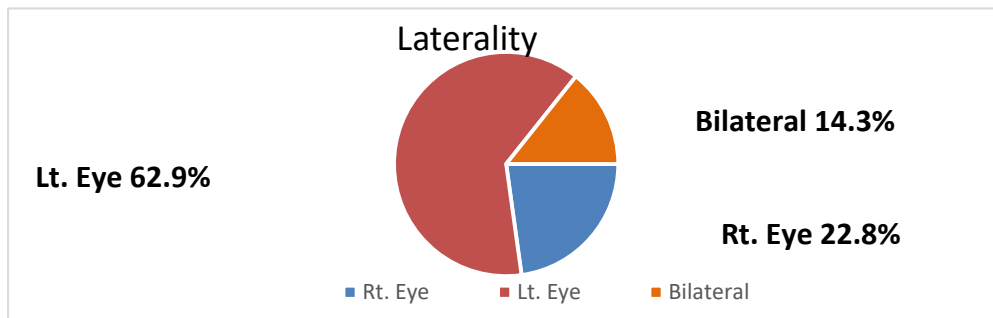


Figure (6): Distribution according to laterality

Table (3): Strabismus in primary position

Strabismus in 1 ^{ry} position	Number of patients	Percentage
Orthophoric DRS	9	25.7%
Esotropic DRS	8	22.9%
Exotropic DRS	18	51.4%

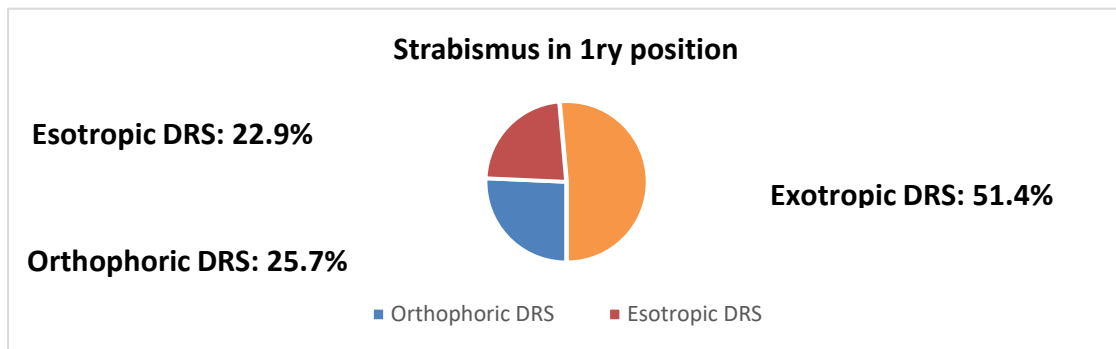


Figure (7): Strabismus in primary position